










| YEAR | TOTAL ENROLLMENT | TOTAL EXPENSES | |
|-----------|------------------|----------------|--|
| 1999-2000 | 26,436 | \$232,721,773 |  |
| 2000-2001 | 26,502 | \$244,641,725 |  |
| 2001-2002 | 26,674 | \$249,677,669 |  |
| 2002-2003 | 26,787 | \$250,990,781 |  |
| 2003-2004 | 27,070 | \$258,677,724 |  |
| 2004-2005 | 27,116 | \$273,656,721 |  |
| 2005-2006 | 27,287 | \$271,408,378 |  |
| 2006-2007 | 27,787 | \$281,309,988 |  |
| 2007-2008 | 27,622 | \$295,981,300 |  |

Source: Illinois State Board of Education